

HONEY

Veterinary Report by Embark

embarkvet.com

Test Date: May 10th, 2024

Customer-supplied information

Owner Name: Kim Duke

Dog Name: Honey

Sex: Female (intact)

Date of birth: n/a

Breed type: purebred

Breed: N/A

Breed registration: American Kennel Club (AKC)

Microchip: N/A

Genetic summary

Genetic breed identification:

Labrador Retriever

Predicted adult weight: **62 lbs**

Calculated from 17 size genes.

Breed mix:

 **Labrador Retriever: 100.0%**

Health Report

How to interpret Honey's genetic health results:

If Honey inherited any of the variants that we tested, they will be listed at the top of the Health Report section, along with a description of how to interpret this result. We also include all of the variants that we tested Honey for that we did not detect the risk variant for.

A genetic test is not a diagnosis

This genetic test does not diagnose a disease. Please talk to your vet about your dog's genetic results, or if you think that your pet may have a health condition or disease.

Summary

Of the 265 genetic health risks we analyzed, we found 1 result that you should learn about.

Increased risk results (1)

Stargardt Disease

Clear results



















Breed-relevant (21)

Other (242)

Health Report

BREED-RELEVANT RESULTS

Research studies indicate that these results are more relevant to dogs like Honey, and may influence her chances of developing certain health conditions.

 Stargardt Disease (ABCA4 Exon 28, Labrador Retriever Variant)	Increased risk
 Alexander Disease (GFAP)	Clear
 Canine Elliptocytosis (SPTB Exon 30)	Clear
 Centronuclear Myopathy, CNM (PTPLA)	Clear
 Congenital Myasthenic Syndrome, CMS (COLQ, Labrador Retriever Variant)	Clear
 Copper Toxicosis (Accumulating) (ATP7B)	Clear
 Day Blindness (CNGA3 Exon 7, Labrador Retriever Variant)	Clear
 Degenerative Myelopathy, DM (SOD1A)	Clear
 Ehlers-Danlos Syndrome (EDS) (COL5A1, Labrador Retriever Variant)	Clear
 Exercise-Induced Collapse, EIC (DNM1)	Clear
 Golden Retriever Progressive Retinal Atrophy 2, GR-PRA2 (TTC8)	Clear
 Hereditary Nasal Parakeratosis, HNPk (SUV39H2)	Clear
 Macular Corneal Dystrophy, MCD (CHST6)	Clear
 Myotonia Congenita (CLCN1 Exon 19, Labrador Retriever Variant)	Clear
 Narcolepsy (HCRTR2 Intron 6, Labrador Retriever Variant)	Clear
 Progressive Retinal Atrophy, crd4/cord1 (RPGRIP1)	Clear
 Progressive Retinal Atrophy, prcd (PRCD Exon 1)	Clear
 Pyruvate Kinase Deficiency (PKLR Exon 7, Labrador Retriever Variant)	Clear

Health Report



















BREED-RELEVANT RESULTS

- | | |
|---|-------|
| <input checked="" type="checkbox"/> Skeletal Dysplasia 2, SD2 (COL11A2, Labrador Retriever Variant) | Clear |
| <input checked="" type="checkbox"/> Ullrich-like Congenital Muscular Dystrophy (COL6A3 Exon 10, Labrador Retriever Variant) | Clear |
| <input checked="" type="checkbox"/> Urate Kidney & Bladder Stones (SLC2A9) | Clear |
| <input checked="" type="checkbox"/> X-Linked Myotubular Myopathy (MTM1, Labrador Retriever Variant) | Clear |

Health Report

OTHER RESULTS

Research has not yet linked these conditions to dogs with similar breeds to Honey. Review any increased risk or notable results to understand her potential risk and recommendations.

 2-DHA Kidney & Bladder Stones (APRT)	Clear
 Acral Mutilation Syndrome (GDNF-AS, Spaniel and Pointer Variant)	Clear
 Alaskan Husky Encephalopathy (SLC19A3)	Clear
 Alaskan Malamute Polyneuropathy, AMPN (NDRG1 SNP)	Clear
 ALT Activity (GPT)	Clear
 Anhidrotic Ectodermal Dysplasia (EDA Intron 8)	Clear
 Autosomal Dominant Progressive Retinal Atrophy (RHO)	Clear
 Bald Thigh Syndrome (IGFBP5)	Clear
 Bernard-Soulier Syndrome, BSS (GP9, Cocker Spaniel Variant)	Clear
 Bully Whippet Syndrome (MSTN)	Clear
 Canine Fucosidosis (FUCA1)	Clear
 Canine Leukocyte Adhesion Deficiency Type I, CLAD I (ITGB2, Setter Variant)	Clear
 Canine Leukocyte Adhesion Deficiency Type III, CLAD III (FERMT3, German Shepherd Variant)	Clear
 Canine Multifocal Retinopathy, cmr1 (BEST1 Exon 2)	Clear
 Canine Multifocal Retinopathy, cmr2 (BEST1 Exon 5, Coton de Tulear Variant)	Clear
 Canine Multifocal Retinopathy, cmr3 (BEST1 Exon 10 Deletion, Finnish and Swedish Lapphund, Lapponian Herder Variant)	Clear
 Canine Multiple System Degeneration (SERAC1 Exon 4, Chinese Crested Variant)	Clear
 Canine Multiple System Degeneration (SERAC1 Exon 15, Kerry Blue Terrier Variant)	Clear



















Health Report

OTHER RESULTS

<input checked="" type="checkbox"/> Cardiomyopathy and Juvenile Mortality (YARS2)	Clear
<input checked="" type="checkbox"/> Cerebellar Hypoplasia (VLDLR, Eurasier Variant)	Clear
<input checked="" type="checkbox"/> Chondrodystrophy (ITGA10, Norwegian Elkhound and Karelian Bear Dog Variant)	Clear
<input checked="" type="checkbox"/> Cleft Lip and/or Cleft Palate (ADAMTS20, Nova Scotia Duck Tolling Retriever Variant)	Clear
<input checked="" type="checkbox"/> Cleft Palate, CP1 (DLX6 intron 2, Nova Scotia Duck Tolling Retriever Variant)	Clear
<input checked="" type="checkbox"/> Cobalamin Malabsorption (CUBN Exon 8, Beagle Variant)	Clear
<input checked="" type="checkbox"/> Cobalamin Malabsorption (CUBN Exon 53, Border Collie Variant)	Clear
<input checked="" type="checkbox"/> Collie Eye Anomaly (NHEJ1)	Clear
<input checked="" type="checkbox"/> Complement 3 Deficiency, C3 Deficiency (C3)	Clear
<input checked="" type="checkbox"/> Congenital Cornification Disorder (NSDHL, Chihuahua Variant)	Clear
<input checked="" type="checkbox"/> Congenital Hypothyroidism (TPO, Rat, Toy, Hairless Terrier Variant)	Clear
<input checked="" type="checkbox"/> Congenital Hypothyroidism (TPO, Tenterfield Terrier Variant)	Clear
<input checked="" type="checkbox"/> Congenital Hypothyroidism with Goiter (TPO Intron 13, French Bulldog Variant)	Clear
<input checked="" type="checkbox"/> Congenital Hypothyroidism with Goiter (SLC5A5, Shih Tzu Variant)	Clear
<input checked="" type="checkbox"/> Congenital Macrothrombocytopenia (TUBB1 Exon 1, Cairn and Norfolk Terrier Variant)	Clear
<input checked="" type="checkbox"/> Congenital Myasthenic Syndrome, CMS (COLQ, Golden Retriever Variant)	Clear
<input checked="" type="checkbox"/> Congenital Myasthenic Syndrome, CMS (CHAT, Old Danish Pointing Dog Variant)	Clear
<input checked="" type="checkbox"/> Congenital Myasthenic Syndrome, CMS (CHRNE, Jack Russell Terrier Variant)	Clear



















Health Report

OTHER RESULTS

 Congenital Stationary Night Blindness (LRIT3, Beagle Variant)	Clear
 Congenital Stationary Night Blindness (RPE65, Briard Variant)	Clear
 Copper Toxicosis (Attenuating) (ATP7A, Labrador Retriever)	Clear
 Copper Toxicosis (Attenuating) (RETN, Labrador Retriever)	Clear
 Craniomandibular Osteopathy, CMO (SLC37A2)	Clear
 Craniomandibular Osteopathy, CMO (SLC37A2 Intron 16, Basset Hound Variant)	Clear
 Cystinuria Type I-A (SLC3A1, Newfoundland Variant)	Clear
 Cystinuria Type II-A (SLC3A1, Australian Cattle Dog Variant)	Clear
 Cystinuria Type II-B (SLC7A9, Miniature Pinscher Variant)	Clear
 Darier Disease (ATP2A2, Irish Terrier Variant)	Clear
 Day Blindness (CNGB3 Deletion, Alaskan Malamute Variant)	Clear
 Day Blindness (CNGA3 Exon 7, German Shepherd Variant)	Clear
 Day Blindness (CNGB3 Exon 6, German Shorthaired Pointer Variant)	Clear
 Deafness and Vestibular Syndrome of Dobermans, DVDob, DINGS (MYO7A)	Clear
 Demyelinating Polyneuropathy (SBF2/MTRM13)	Clear
 Dental-Skeletal-Retinal Anomaly (MIA3, Cane Corso Variant)	Clear
 Diffuse Cystic Renal Dysplasia and Hepatic Fibrosis (INPP5E Intron 9, Norwich Terrier Variant)	Clear
 Dilated Cardiomyopathy, DCM (RBM20, Schnauzer Variant)	Clear

Health Report

OTHER RESULTS

 Dilated Cardiomyopathy, DCM1 (PDK4, Doberman Pinscher Variant 1)	Clear
 Dilated Cardiomyopathy, DCM2 (TTN, Doberman Pinscher Variant 2)	Clear
 Disproportionate Dwarfism (PRKG2, Dogo Argentino Variant)	Clear
 Dry Eye Curly Coat Syndrome (FAM83H Exon 5)	Clear
 Dystrophic Epidermolysis Bullosa (COL7A1, Central Asian Shepherd Dog Variant)	Clear
 Dystrophic Epidermolysis Bullosa (COL7A1, Golden Retriever Variant)	Clear
 Early Bilateral Deafness (LOXHD1 Exon 38, Rottweiler Variant)	Clear
 Early Onset Adult Deafness, EOAD (EPS8L2 Deletion, Rhodesian Ridgeback Variant)	Clear
 Early Onset Cerebellar Ataxia (SEL1L, Finnish Hound Variant)	Clear
 Ehlers Danlos (ADAMTS2, Doberman Pinscher Variant)	Clear
 Enamel Hypoplasia (ENAM Deletion, Italian Greyhound Variant)	Clear
 Enamel Hypoplasia (ENAM SNP, Parson Russell Terrier Variant)	Clear
 Episodic Falling Syndrome (BCAN)	Clear
 Factor VII Deficiency (F7 Exon 5)	Clear
 Factor XI Deficiency (F11 Exon 7, Kerry Blue Terrier Variant)	Clear
 Familial Nephropathy (COL4A4 Exon 3, Cocker Spaniel Variant)	Clear
 Familial Nephropathy (COL4A4 Exon 30, English Springer Spaniel Variant)	Clear
 Fanconi Syndrome (FAN1, Basenji Variant)	Clear

Health Report

OTHER RESULTS

<input checked="" type="checkbox"/> Fetal-Onset Neonatal Neuroaxonal Dystrophy (MFN2, Giant Schnauzer Variant)	Clear
<input checked="" type="checkbox"/> Glanzmann's Thrombasthenia Type I (ITGA2B Exon 13, Great Pyrenees Variant)	Clear
<input checked="" type="checkbox"/> Glanzmann's Thrombasthenia Type I (ITGA2B Exon 12, Otterhound Variant)	Clear
<input checked="" type="checkbox"/> Globoid Cell Leukodystrophy, Krabbe disease (GALC Exon 5, Terrier Variant)	Clear
<input checked="" type="checkbox"/> Glycogen Storage Disease Type IA, Von Gierke Disease, GSD IA (G6PC, Maltese Variant)	Clear
<input checked="" type="checkbox"/> Glycogen Storage Disease Type IIIA, GSD IIIA (AGL, Curly Coated Retriever Variant)	Clear
<input checked="" type="checkbox"/> Glycogen storage disease Type VII, Phosphofructokinase Deficiency, PFK Deficiency (PFKM, Whippet and English Springer Spaniel Variant)	Clear
<input checked="" type="checkbox"/> Glycogen storage disease Type VII, Phosphofructokinase Deficiency, PFK Deficiency (PFKM, Wachtelhund Variant)	Clear
<input checked="" type="checkbox"/> GM1 Gangliosidosis (GLB1 Exon 2, Portuguese Water Dog Variant)	Clear
<input checked="" type="checkbox"/> GM1 Gangliosidosis (GLB1 Exon 15, Shiba Inu Variant)	Clear
<input checked="" type="checkbox"/> GM1 Gangliosidosis (GLB1 Exon 15, Alaskan Husky Variant)	Clear
<input checked="" type="checkbox"/> GM2 Gangliosidosis (HEXA, Japanese Chin Variant)	Clear
<input checked="" type="checkbox"/> GM2 Gangliosidosis (HEXB, Poodle Variant)	Clear
<input checked="" type="checkbox"/> Golden Retriever Progressive Retinal Atrophy 1, GR-PRA1 (SLC4A3)	Clear
<input checked="" type="checkbox"/> Goniodysgenesis and Glaucoma, Pectinate Ligament Dysplasia, PLD (OLFM3)	Clear
<input checked="" type="checkbox"/> Hemophilia A (F8 Exon 11, German Shepherd Variant 1)	Clear
<input checked="" type="checkbox"/> Hemophilia A (F8 Exon 1, German Shepherd Variant 2)	Clear
<input checked="" type="checkbox"/> Hemophilia A (F8 Exon 10, Boxer Variant)	Clear

Health Report

OTHER RESULTS

<input checked="" type="checkbox"/> Hemophilia B (F9 Exon 7, Terrier Variant)	Clear
<input checked="" type="checkbox"/> Hemophilia B (F9 Exon 7, Rhodesian Ridgeback Variant)	Clear
<input checked="" type="checkbox"/> Hereditary Ataxia, Cerebellar Degeneration (RAB24, Old English Sheepdog and Gordon Setter Variant)	Clear
<input checked="" type="checkbox"/> Hereditary Cataracts (HSF4 Exon 9, Australian Shepherd Variant)	Clear
<input checked="" type="checkbox"/> Hereditary Footpad Hyperkeratosis (FAM83G, Terrier and Kromfohrlander Variant)	Clear
<input checked="" type="checkbox"/> Hereditary Footpad Hyperkeratosis (DSG1, Rottweiler Variant)	Clear
<input checked="" type="checkbox"/> Hereditary Nasal Parakeratosis (SUV39H2 Intron 4, Greyhound Variant)	Clear
<input checked="" type="checkbox"/> Hereditary Vitamin D-Resistant Rickets (VDR)	Clear
<input checked="" type="checkbox"/> Hypocatalasia, Acatlasemia (CAT)	Clear
<input checked="" type="checkbox"/> Hypomyelination and Tremors (FNIP2, Weimaraner Variant)	Clear
<input checked="" type="checkbox"/> Hypophosphatasia (ALPL Exon 9, Karelian Bear Dog Variant)	Clear
<input checked="" type="checkbox"/> Ichthyosis (NIPAL4, American Bulldog Variant)	Clear
<input checked="" type="checkbox"/> Ichthyosis (ASPRV1 Exon 2, German Shepherd Variant)	Clear
<input checked="" type="checkbox"/> Ichthyosis (SLC27A4, Great Dane Variant)	Clear
<input checked="" type="checkbox"/> Ichthyosis, Epidermolytic Hyperkeratosis (KRT10, Terrier Variant)	Clear
<input checked="" type="checkbox"/> Ichthyosis, ICH1 (PNPLA1, Golden Retriever Variant)	Clear
<input checked="" type="checkbox"/> Ichthyosis, ICH2 (ABHD5, Golden Retriever Variant)	Clear
<input checked="" type="checkbox"/> Inflammatory Myopathy (SLC25A12)	Clear



















Health Report

OTHER RESULTS

<input checked="" type="checkbox"/> Inherited Myopathy of Great Danes (BIN1)	Clear
<input checked="" type="checkbox"/> Inherited Selected Cobalamin Malabsorption with Proteinuria (CUBN, Komondor Variant)	Clear
<input checked="" type="checkbox"/> Intervertebral Disc Disease (Type I) (FGF4 retrogene - CFA12)	Clear
<input checked="" type="checkbox"/> Intestinal Lipid Malabsorption (ACSL5, Australian Kelpie)	Clear
<input checked="" type="checkbox"/> Junctional Epidermolysis Bullosa (LAMA3 Exon 66, Australian Cattle Dog Variant)	Clear
<input checked="" type="checkbox"/> Junctional Epidermolysis Bullosa (LAMB3 Exon 11, Australian Shepherd Variant)	Clear
<input checked="" type="checkbox"/> Juvenile Epilepsy (LGI2)	Clear
<input checked="" type="checkbox"/> Juvenile Laryngeal Paralysis and Polyneuropathy (RAB3GAP1, Rottweiler Variant)	Clear
<input checked="" type="checkbox"/> Juvenile Myoclonic Epilepsy (DIRAS1)	Clear
<input checked="" type="checkbox"/> L-2-Hydroxyglutaricaciduria, L2HGA (L2HGDH, Staffordshire Bull Terrier Variant)	Clear
<input checked="" type="checkbox"/> Lagotto Storage Disease (ATG4D)	Clear
<input checked="" type="checkbox"/> Laryngeal Paralysis (RAPGEF6, Miniature Bull Terrier Variant)	Clear
<input checked="" type="checkbox"/> Late Onset Spinocerebellar Ataxia (CAPN1)	Clear
<input checked="" type="checkbox"/> Late-Onset Neuronal Ceroid Lipofuscinosis, NCL 12 (ATP13A2, Australian Cattle Dog Variant)	Clear
<input checked="" type="checkbox"/> Leonberger Polyneuropathy 1 (LPN1, ARHGEF10)	Clear
<input checked="" type="checkbox"/> Leonberger Polyneuropathy 2 (GJA9)	Clear
<input checked="" type="checkbox"/> Lethal Acrodermatitis, LAD (MKLN1)	Clear
<input checked="" type="checkbox"/> Leukodystrophy (TSEN54 Exon 5, Standard Schnauzer Variant)	Clear

Health Report

OTHER RESULTS

 Ligneous Membranitis, LM (PLG)	Clear
 Limb Girdle Muscular Dystrophy (SGCD, Boston Terrier Variant)	Clear
 Limb-Girdle Muscular Dystrophy 2D (SGCA Exon 3, Miniature Dachshund Variant)	Clear
 Long QT Syndrome (KCNQ1)	Clear
 Lundehund Syndrome (LEPREL1)	Clear
 Malignant Hyperthermia (RYR1)	Clear
 May-Hegglin Anomaly (MYH9)	Clear
 Medium-Chain Acyl-CoA Dehydrogenase Deficiency, MCADD (ACADM, Cavalier King Charles Spaniel Variant)	Clear
 Methemoglobinemia (CYB5R3, Pit Bull Terrier Variant)	Clear
 Methemoglobinemia (CYB5R3)	Clear
 Microphthalmia (RBP4 Exon 2, Soft Coated Wheaten Terrier Variant)	Clear
 Mucopolysaccharidosis IIIB, Sanfilippo Syndrome Type B, MPS IIIB (NAGLU, Schipperke Variant)	Clear
 Mucopolysaccharidosis Type IIIA, Sanfilippo Syndrome Type A, MPS IIIA (SGSH Exon 6, Dachshund Variant)	Clear
 Mucopolysaccharidosis Type IIIA, Sanfilippo Syndrome Type A, MPS IIIA (SGSH Exon 6, New Zealand Huntaway Variant)	Clear
 Mucopolysaccharidosis Type VI, Maroteaux-Lamy Syndrome, MPS VI (ARSB Exon 5, Miniature Pinscher Variant)	Clear
 Mucopolysaccharidosis Type VII, Sly Syndrome, MPS VII (GUSB Exon 3, German Shepherd Variant)	Clear
 Mucopolysaccharidosis Type VII, Sly Syndrome, MPS VII (GUSB Exon 5, Terrier Brasileiro Variant)	Clear
 Multiple Drug Sensitivity (ABCB1)	Clear

Health Report

OTHER RESULTS

<input checked="" type="checkbox"/> Muscular Dystrophy (DMD, Cavalier King Charles Spaniel Variant 1)	Clear
<input checked="" type="checkbox"/> Muscular Dystrophy (DMD, Golden Retriever Variant)	Clear
<input checked="" type="checkbox"/> Musladin-Lueke Syndrome, MLS (ADAMTSL2)	Clear
<input checked="" type="checkbox"/> Myasthenia Gravis-Like Syndrome (CHRNE, Heideterrier Variant)	Clear
<input checked="" type="checkbox"/> Myotonia Congenita (CLCN1 Exon 23, Australian Cattle Dog Variant)	Clear
<input checked="" type="checkbox"/> Myotonia Congenita (CLCN1 Exon 7, Miniature Schnauzer Variant)	Clear
<input checked="" type="checkbox"/> Narcolepsy (HCRTR2 Exon 1, Dachshund Variant)	Clear
<input checked="" type="checkbox"/> Narcolepsy (HCRTR2 Intron 4, Doberman Pinscher Variant)	Clear
<input checked="" type="checkbox"/> Nemaline Myopathy (NEB, American Bulldog Variant)	Clear
<input checked="" type="checkbox"/> Neonatal Cerebellar Cortical Degeneration (SPTBN2, Beagle Variant)	Clear
<input checked="" type="checkbox"/> Neonatal Encephalopathy with Seizures, NEWS (ATF2)	Clear
<input checked="" type="checkbox"/> Neonatal Interstitial Lung Disease (LAMP3)	Clear
<input checked="" type="checkbox"/> Neuroaxonal Dystrophy, NAD (VPS11, Rottweiler Variant)	Clear
<input checked="" type="checkbox"/> Neuroaxonal Dystrophy, NAD (TECPR2, Spanish Water Dog Variant)	Clear
<input checked="" type="checkbox"/> Neuronal Ceroid Lipofuscinosis 1, NCL 1 (PPT1 Exon 8, Dachshund Variant 1)	Clear
<input checked="" type="checkbox"/> Neuronal Ceroid Lipofuscinosis 10, NCL 10 (CTSD Exon 5, American Bulldog Variant)	Clear
<input checked="" type="checkbox"/> Neuronal Ceroid Lipofuscinosis 2, NCL 2 (TPP1 Exon 4, Dachshund Variant 2)	Clear
<input checked="" type="checkbox"/> Neuronal Ceroid Lipofuscinosis 5, NCL 5 (CLN5 Exon 4 SNP, Border Collie Variant)	Clear



















Health Report

OTHER RESULTS

<input checked="" type="checkbox"/>	Neuronal Ceroid Lipofuscinosis 5, NCL 5 (CLN5 Exon 4 Deletion, Golden Retriever Variant)	Clear
<input checked="" type="checkbox"/>	Neuronal Ceroid Lipofuscinosis 6, NCL 6 (CLN6 Exon 7, Australian Shepherd Variant)	Clear
<input checked="" type="checkbox"/>	Neuronal Ceroid Lipofuscinosis 7, NCL 7 (MFSD8, Chihuahua and Chinese Crested Variant)	Clear
<input checked="" type="checkbox"/>	Neuronal Ceroid Lipofuscinosis 8, NCL 8 (CLN8, Australian Shepherd Variant)	Clear
<input checked="" type="checkbox"/>	Neuronal Ceroid Lipofuscinosis 8, NCL 8 (CLN8 Exon 2, English Setter Variant)	Clear
<input checked="" type="checkbox"/>	Neuronal Ceroid Lipofuscinosis 8, NCL 8 (CLN8 Insertion, Saluki Variant)	Clear
<input checked="" type="checkbox"/>	Neuronal Ceroid Lipofuscinosis, Cerebellar Ataxia, NCL4A (ARSG Exon 2, American Staffordshire Terrier Variant)	Clear
<input checked="" type="checkbox"/>	Oculocutaneous Albinism, OCA (SLC45A2 Exon 6, Bullmastiff Variant)	Clear
<input checked="" type="checkbox"/>	Oculocutaneous Albinism, OCA (SLC45A2, Small Breed Variant)	Clear
<input checked="" type="checkbox"/>	Oculoskeletal Dysplasia 2 (COL9A2, Samoyed Variant)	Clear
<input checked="" type="checkbox"/>	Osteochondrodysplasia (SLC13A1, Poodle Variant)	Clear
<input checked="" type="checkbox"/>	Osteogenesis Imperfecta (COL1A2, Beagle Variant)	Clear
<input checked="" type="checkbox"/>	Osteogenesis Imperfecta (SERPINH1, Dachshund Variant)	Clear
<input checked="" type="checkbox"/>	Osteogenesis Imperfecta (COL1A1, Golden Retriever Variant)	Clear
<input checked="" type="checkbox"/>	P2Y12 Receptor Platelet Disorder (P2Y12)	Clear
<input checked="" type="checkbox"/>	Pachyonychia Congenita (KRT16, Dogue de Bordeaux Variant)	Clear
<input checked="" type="checkbox"/>	Paroxysmal Dyskinesia, PxD (PIGN)	Clear
<input checked="" type="checkbox"/>	Persistent Mullerian Duct Syndrome, PMDS (AMHR2)	Clear

Health Report

OTHER RESULTS

 Pituitary Dwarfism (POU1F1 Intron 4, Karelian Bear Dog Variant)	Clear
 Platelet Factor X Receptor Deficiency, Scott Syndrome (TMEM16F)	Clear
 Polycystic Kidney Disease, PKD (PKD1)	Clear
 Pompe's Disease (GAA, Finnish and Swedish Lapphund, Lapponian Herder Variant)	Clear
 Prekallikrein Deficiency (KLKB1 Exon 8)	Clear
 Primary Ciliary Dyskinesia, PCD (NME5, Alaskan Malamute Variant)	Clear
 Primary Ciliary Dyskinesia, PCD (STK36, Australian Shepherd Variant)	Clear
 Primary Ciliary Dyskinesia, PCD (CCDC39 Exon 3, Old English Sheepdog Variant)	Clear
 Primary Hyperoxaluria (AGXT)	Clear
 Primary Lens Luxation (ADAMTS17)	Clear
 Primary Open Angle Glaucoma (ADAMTS17 Exon 11, Basset Fauve de Bretagne Variant)	Clear
 Primary Open Angle Glaucoma (ADAMTS10 Exon 17, Beagle Variant)	Clear
 Primary Open Angle Glaucoma (ADAMTS10 Exon 9, Norwegian Elkhound Variant)	Clear
 Primary Open Angle Glaucoma and Primary Lens Luxation (ADAMTS17 Exon 2, Chinese Shar-Pei Variant)	Clear
 Progressive Retinal Atrophy (SAG)	Clear
 Progressive Retinal Atrophy (IFT122 Exon 26, Lapponian Herder Variant)	Clear
 Progressive Retinal Atrophy, Bardet-Biedl Syndrome (BBS2 Exon 11, Shetland Sheepdog Variant)	Clear
 Progressive Retinal Atrophy, CNGA (CNGA1 Exon 9)	Clear

Health Report

OTHER RESULTS

<input checked="" type="checkbox"/> Progressive Retinal Atrophy, crd1 (PDE6B, American Staffordshire Terrier Variant)	Clear
<input checked="" type="checkbox"/> Progressive Retinal Atrophy, PRA1 (CNGB1)	Clear
<input checked="" type="checkbox"/> Progressive Retinal Atrophy, PRA3 (FAM161A)	Clear
<input checked="" type="checkbox"/> Progressive Retinal Atrophy, rcd1 (PDE6B Exon 21, Irish Setter Variant)	Clear
<input checked="" type="checkbox"/> Progressive Retinal Atrophy, rcd3 (PDE6A)	Clear
<input checked="" type="checkbox"/> Proportionate Dwarfism (GH1 Exon 5, Chihuahua Variant)	Clear
<input checked="" type="checkbox"/> Protein Losing Nephropathy, PLN (NPHS1)	Clear
<input checked="" type="checkbox"/> Pyruvate Dehydrogenase Deficiency (PDP1, Spaniel Variant)	Clear
<input checked="" type="checkbox"/> Pyruvate Kinase Deficiency (PKLR Exon 5, Basenji Variant)	Clear
<input checked="" type="checkbox"/> Pyruvate Kinase Deficiency (PKLR Exon 7, Beagle Variant)	Clear
<input checked="" type="checkbox"/> Pyruvate Kinase Deficiency (PKLR Exon 10, Terrier Variant)	Clear
<input checked="" type="checkbox"/> Pyruvate Kinase Deficiency (PKLR Exon 7, Pug Variant)	Clear
<input checked="" type="checkbox"/> Raine Syndrome (FAM20C)	Clear
<input checked="" type="checkbox"/> Recurrent Inflammatory Pulmonary Disease, RIPD (AKNA, Rough Collie Variant)	Clear
<input checked="" type="checkbox"/> Renal Cystadenocarcinoma and Nodular Dermatofibrosis (FLCN Exon 7)	Clear
<input checked="" type="checkbox"/> Retina Dysplasia and/or Optic Nerve Hypoplasia (SIX6 Exon 1, Golden Retriever Variant)	Clear
<input checked="" type="checkbox"/> Sensory Neuropathy (FAM134B, Border Collie Variant)	Clear
<input checked="" type="checkbox"/> Severe Combined Immunodeficiency, SCID (PRKDC, Terrier Variant)	Clear









Health Report

OTHER RESULTS

<input checked="" type="checkbox"/> Severe Combined Immunodeficiency, SCID (RAG1, Wetterhoun Variant)	Clear
<input checked="" type="checkbox"/> Shaking Puppy Syndrome (PLP1, English Springer Spaniel Variant)	Clear
<input checked="" type="checkbox"/> Shar-Pei Autoinflammatory Disease, SPAID, Shar-Pei Fever (MTBP)	Clear
<input checked="" type="checkbox"/> Skin Fragility Syndrome (PKP1, Chesapeake Bay Retriever Variant)	Clear
<input checked="" type="checkbox"/> Spinocerebellar Ataxia (SCN8A, Alpine Dachsbracke Variant)	Clear
<input checked="" type="checkbox"/> Spinocerebellar Ataxia with Myokymia and/or Seizures (KCNJ10)	Clear
<input checked="" type="checkbox"/> Spongy Degeneration with Cerebellar Ataxia 1 (KCNJ10)	Clear
<input checked="" type="checkbox"/> Spongy Degeneration with Cerebellar Ataxia 2 (ATP1B2)	Clear
<input checked="" type="checkbox"/> Succinic Semialdehyde Dehydrogenase Deficiency (ALDH5A1 Exon 7, Saluki Variant)	Clear
<input checked="" type="checkbox"/> Thrombopathia (RASGRP1 Exon 5, American Eskimo Dog Variant)	Clear
<input checked="" type="checkbox"/> Thrombopathia (RASGRP1 Exon 5, Basset Hound Variant)	Clear
<input checked="" type="checkbox"/> Thrombopathia (RASGRP1 Exon 8, Landseer Variant)	Clear
<input checked="" type="checkbox"/> Trapped Neutrophil Syndrome, TNS (VPS13B)	Clear
<input checked="" type="checkbox"/> Ullrich-like Congenital Muscular Dystrophy (COL6A1 Exon 3, Landseer Variant)	Clear
<input checked="" type="checkbox"/> Unilateral Deafness and Vestibular Syndrome (PTPRQ Exon 39, Doberman Pinscher)	Clear
<input checked="" type="checkbox"/> Von Willebrand Disease Type I, Type I vWD (VWF)	Clear
<input checked="" type="checkbox"/> Von Willebrand Disease Type II, Type II vWD (VWF, Pointer Variant)	Clear
<input checked="" type="checkbox"/> Von Willebrand Disease Type III, Type III vWD (VWF Exon 4, Terrier Variant)	Clear

Health Report

OTHER RESULTS

 Von Willebrand Disease Type III, Type III vWD (VWF Intron 16, Nederlandse Kooikerhondje Variant)	Clear
 Von Willebrand Disease Type III, Type III vWD (VWF Exon 7, Shetland Sheepdog Variant)	Clear
 X-Linked Hereditary Nephropathy, XLHN (COL4A5 Exon 35, Samoyed Variant 2)	Clear
 X-Linked Progressive Retinal Atrophy 1, XL-PRA1 (RPGR)	Clear
 X-linked Severe Combined Immunodeficiency, X-SCID (IL2RG Exon 1, Basset Hound Variant)	Clear
 X-linked Severe Combined Immunodeficiency, X-SCID (IL2RG, Corgi Variant)	Clear
 Xanthine Urolithiasis (XDH, Mixed Breed Variant)	Clear
 β -Mannosidosis (MANBA Exon 16, Mixed-Breed Variant)	Clear
Mast Cell Tumor	No result

Health Report

HEALTH REPORT

Increased risk result

Stargardt Disease

Honey inherited both copies of the variant we tested for Stargardt Disease
Honey is at increased risk for Stargardt Disease

How to interpret this result

Honey has two copies of this recessive variant in the ABCA4 gene and is considered at risk for developing Stargardt Disease, a non-painful inherited degenerative disorder of the rod and cone photoreceptor cells of the retina that results in vision loss in dogs. Please consult your veterinarian as soon as possible to discuss diagnostic and supportive options for Honey.

What is Stargardt Disease?

Stargardt Disease is a non-painful inherited degenerative disorder of the rod and cone photoreceptor cells of the retina that results in vision loss. Rods affect vision in the dark, or low light, and cones affect vision in light. As the disease progresses, cone function is profoundly abnormal, whereas rod function is better preserved. Vision slowly deteriorates, but some vision seems to remain throughout an affected dog's lifetime.

When signs & symptoms develop in affected dogs

Although subtle changes to vision and the retinas may be noted at 1-2 years of age, dogs may not be diagnosed until middle or advanced age when changes are more noticeable.

Signs & symptoms

Affected dogs may begin to show signs of decreased vision by 1-2 years of age, including reluctance to go down stairs, bumping into door frames or corners, and difficulty fetching toys. But they are more likely to be diagnosed in middle or advancing age when changes within the eye are more apparent.

How vets diagnose this condition

Stargardt Disease is diagnosed by examining the fundus, or back of the eye. It may be difficult to observe any obvious changes to the retina. But as the disease progresses, there will be mottling of the tapetum (a layer of tissue immediately behind the retina) and thinning of the retinal blood vessels. Changes to the back of the eye are bilateral and symmetrical, helping to distinguish Stargardt Disease from other retinal diseases. If the retinas cannot be evaluated due to other abnormalities, a veterinary ophthalmologist can perform electroretinography (ERG), the definitive test, which measures the electrical activity and, thus, the function of the retinas.

How this condition is treated

Currently, there is no widespread treatment for Stargardt Disease; however, gene and stem cell therapies are an evolving field.

Actions to take if your dog is affected

- Affected dogs may experience a painful sensitivity to light and may squint in bright light.
- Dog owners can help affected dogs navigate their homes and the outside world by keeping furniture in the same location, ensuring they are on a leash in unfamiliar territory, and training them to understand verbal commands or using scent markers.

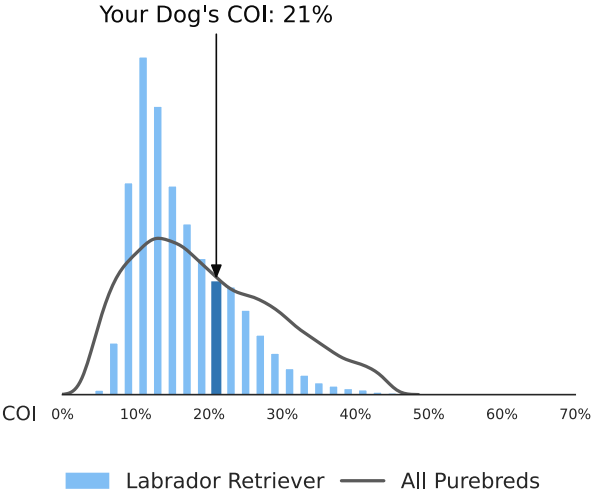
Genetic Diversity and Inbreeding

Coefficient of Inbreeding (COI)

Genetic Result: 21%

Our genetic COI measures the proportion of your dog's genome (her genes) where the genes on the mother's side are identical by descent to those on the father's side. The higher your dog's coefficient of inbreeding (the percentage), the more inbred your dog is.

Your Dog's COI



This graph represents where your dog's inbreeding levels fall on a scale compared to both dogs with a similar breed makeup to her (the blue bars) and all purebred dogs (the grey line).

Genetic Diversity and Inbreeding

More on the Science

Embark scientists, along with our research partners at Cornell University, have shown the impact of inbreeding on longevity and fertility and developed a state-of-the-art, peer-reviewed method for accurately measuring COI and predicting average COI in litters.

Citations

Sams & Boyko 2019 "Fine-Scale Resolution of Runs of Homozygosity Reveal Patterns of Inbreeding and Substantial Overlap with Recessive Disease Genotypes in Domestic Dogs" (<https://www.ncbi.nlm.nih.gov/pubmed/30429214>)

Chu et al 2019 "Inbreeding depression causes reduced fecundity in Golden Retrievers" (<https://link.springer.com/article/10.1007/s00335-019-09805-4>)

Yordy et al 2019 "Body size, inbreeding, and lifespan in domestic dogs" (<https://www.semanticscholar.org/paper/Body-size%2C-inbreeding%2C-and-lifespan-in-domestic-Yordy-Kraus/61d0fa7a71afb26f547f0fb7ff71e23a14d19d2c>)

About Embark

Embark Veterinary is a canine genetics company offering research-grade genetic tests to pet owners and breeders. Every Embark test examines over 200,000 genetic markers, and provides results for over 250 genetic health conditions, breed identification, clinical tools, and more.

Embark is a research partner of the Cornell University College of Veterinary Medicine and collaborates with scientists and registries to accelerate genetic research in canine health. We make it easy for customers and vets to understand, share and make use of their dog's unique genetic profile to improve canine health and happiness.

Learn more at embarkvet.com

Veterinarians and hospitals can send inquiries to veterinarians@embarkvet.com.